

THE COLORS OF APHASIA




National
Aphasia
Association



Baker Bob can still
bake, he just needs
special one-handed
tools!



Drawing together is a
great way to
communicate with
someone who has aphasia!









Drawing together can help you understand what someone with aphasia is trying to say! Below, draw a story of a superhero saving the town:

The form consists of six empty square boxes arranged in two rows of three. Each box is intended for a drawing. The boxes are connected by right-pointing arrows, indicating a sequence of events or a story progression. The first row has three boxes, and the second row has three boxes. The arrows are positioned between the boxes in each row.







Drawing together can help you understand what someone with aphasia is trying to say! Below, draw a story of a wizard going on a magical journey:

The form consists of six empty square boxes arranged in two rows of three. Each box is intended for a drawing. The boxes are connected by right-pointing arrows, indicating a sequence of events or a story progression. The first row has three boxes, followed by an arrow, then the second row with three more boxes.

Drawing together can help you understand what someone with aphasia is trying to say! Below, draw a story of a squirrel trying to find its animal friends:




Drawing together can help you understand what someone with aphasia is trying to say! Below, draw a story of a princess going on an adventure:

	→		→	
	→		→	




1. Green
2. Purple
3. Black
4. Pink
5. Blue
6. Yellow
7. Tan




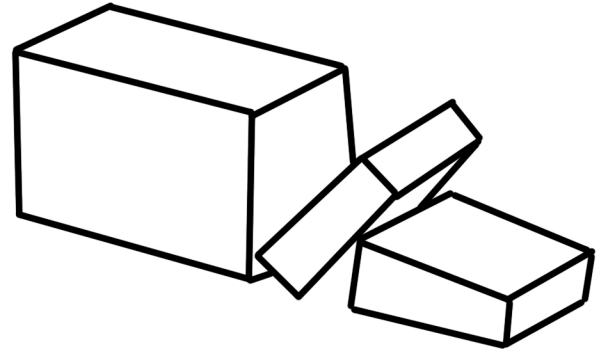
You can still do things
you love with your loved
one who has aphasia!
Baker Bob and Princess
Crumpet love to decorate
cupcakes!






2 Cups of
Patience

3 tablespoons of
Love




3 Helpful
Drawings

4 cups of
listening



Aphasia Cake Recipe


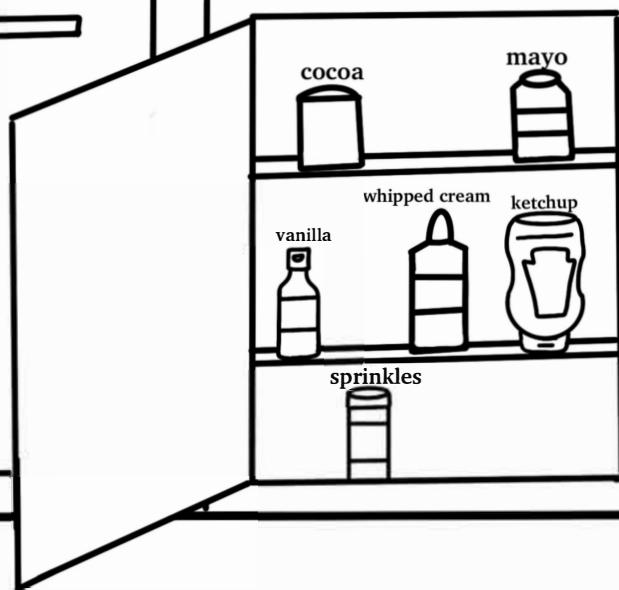


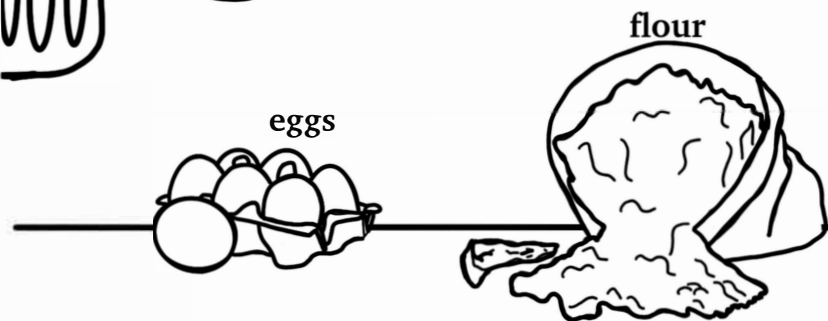

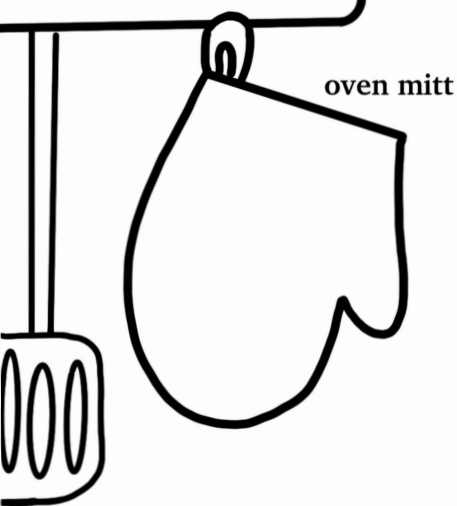

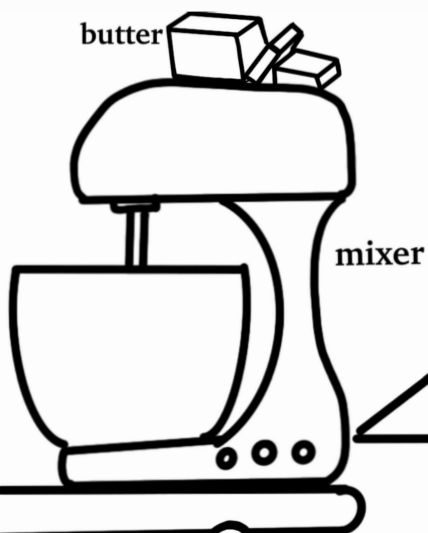
Layers of Aphasia Cake



People with aphasia
may take a longer
time to speak. Have
patience with them!



Circle everything Baker Bob can use to make a cake!



The baker lost his hat! Help
him find it. Circle the hat
below:



Princess Crumpet Word Search

X O B D U E X B M T K S W G C A E W D U
A X E C H S T C N X H L T N E T O P P M
P K G G S N F T C A W K C G P S S P V W
B A G Y H L V T P P D F I R V E T H G Z
O B T P F E B L R H X C U N B B L U T A
V W M I J V Z S I A N M N E D N A R R K
G L I F E J S R N S S G D H Y N A Z P E
B B Y C B N I H C I J Q E F O U E W Y S
O C X O Q L C P E A B C R N X Z T S I C
Q H E M S T M E S X K E S M U G O M S A
N Y X M G U Q B S A N H T Z H M L Y M K
J Z N U V D I V C U Y K A F G I E C X E
O X K N O Y G N R N G V N E C U C B K G
S W T I B D D Y U X Q C D I W S A R Q S
U S T C A R R F M B E I I D Z T F Y T E
V A G A K A W W P J G V N H S O A B A R
V Q P T I W P M E X Z D G N H R L J E N
K Z A I N I F T T N B Z G B R Y O A M V
M U B O G N Y G Y R X O U T C Z V R D I
Q K T N B G Z B V U Z B U G E L E A D N

Princess Crumpet

Understanding

Communication

Kindness

Patience

Aphasia

Drawing

Gesture

Baking

Story

Love

Cake